



Brownsville Independent School District

Business and Operations

Presentation to the School Board, September 10, 2020

Planning for the Reopening of Schools




Dr. Rene Gutierrez, Superintendent of Schools

Dr. Nellie Cantu, Deputy Superintendent

Today's Agenda

- I. Guiding Principles
 - II. Protecting Each Other
 - III. Safety Protocols
 - IV. Personal Protective Equipment
 - V. Technology Devices
- I. COVID-19 Signage
 - II. Cleaning and Disinfecting Protocols
 - III. Athletic Programs
 - IV. Meal Distribution
 - V. Bus Transportation



Our Guiding Principles for Reopening

Ensure the **safety** and **wellness** of students and staff



1. **Ensure safe** learning and working environments for students and staff
2. **Maximize family choice** in student learning format
3. Ensure **all students** receive instruction that meets state/federal standards and have the necessary supports for success, including:
 - a. Access to technology and connectivity
 - b. Social-emotional wellness and health supports
 - c. Additional supports to meet needs of special populations
4. Provide the necessary **resources** for students and staff to prepare for successful school year
5. Provide proactive, **clear communication** (with translations) to all families and staff

Protecting Each Other

COVID-19 is mostly spread by respiratory droplets released when people talk, cough, or sneeze. It may be possible that a person can get COVID-19 by touching a surface or object that has the virus on it and then touching their own [eyes, nose, or mouth](#). Therefore, personal prevention practices (such as [handwashing](#), [staying home when sick](#)) and environmental [cleaning and disinfection](#) are important practices.



HEALTH FIRST

Before Entering,
Please Follow Our Guidelines

PLEASE HAVE A FACE COVERING

PLEASE WASH/SANITIZE YOUR HANDS

PLEASE MAINTAIN PROPER SOCIAL DISTANCING

The poster features three main icons: a person wearing a face mask, hands being washed under a faucet, and three people standing with 6-foot arrows between them. A central circular logo for the University of North Florida is also present.



Safety Protocols

COVID-19 brings a new challenge in how we **provide a safe learning environment for everyone**. This presentation intends to provide guidance to address the health, safety, and cleaning protocols to minimize the risk of COVID-19 exposure.



Personal Protective Equipment

Brownsville Independent School District

District Purchase COVID-19 PPE Distribution Campus Counts

| ITEM | STAFF Count | ST Count (All) | STAFF | | | STUDENTS | | | | Teacher COVID-19 Kits | | | | | | |
|---------------------------|-------------|----------------|---|-----------------------|--------|----------------------------|----------------------------|---|-----------------------------|-----------------------------|-------------|--------------------|------------------|----------------------|-------------------|------------------|
| | | | Masks Reusable/Washable TEACHERS | Face Shields TEACHERS | Therm. | Face Shields Pre-K-3rd Gr. | Desk Shields PreK3-3rd Gr. | Masks Reusable/Washable STUDENTS | Masks Disposable - STUDENTS | Gloves | Therm. | Hand Sanitizer | Disinfect. Spray | Disinfect. Wipes | Disinfect. Wipes | Hand Towels |
| ELEMENTARY SCHOOLS | | | 1 pkg. of 5 x teacher (TEA) + 5 District = Total 10 | Received 3 X Teacher | OFFICE | 1 x student | 1 x student | Secondary- 3 x student and ELEM 2 x student | 1 box (50 count) x teacher | 1 box (100 count) x teacher | 1 x teacher | 1 bottle x teacher | 1 can x teacher | 1 canister x teacher | 2 pkgs. x teacher | 1 roll x teacher |
| Aiken EL | 43 | 629 | 43 | 43 | 2 | 447 | 447 | 1258 | 43 | 43 | 43 | 43 | 43 | 43 | 86 | 43 |
| Benavides EL | 50 | 884 | 50 | 50 | 2 | 677 | 677 | 1768 | 50 | 50 | 50 | 50 | 50 | 50 | 100 | 50 |
| Breeden EL | 44 | 670 | 44 | 44 | 2 | 485 | 485 | 1340 | 44 | 44 | 44 | 44 | 44 | 44 | 88 | 44 |
| Brite EL | 35 | 546 | 35 | 35 | 2 | 391 | 391 | 1092 | 35 | 35 | 35 | 35 | 35 | 35 | 70 | 35 |
| Burns EL | 49 | 731 | 49 | 49 | 2 | 569 | 569 | 1462 | 49 | 49 | 49 | 49 | 49 | 49 | 98 | 49 |
| Canales EL | 49 | 777 | 49 | 49 | 2 | 542 | 542 | 1554 | 49 | 49 | 49 | 49 | 49 | 49 | 98 | 49 |

Either One-
Not Both

Technology Devices

Campus principals submitted the number of devices and hotspots needed, August 28, 2020.









Request for hotspots districtwide – **10,647**

Request for devices districtwide:

- PreK 3 – 2nd grades = **6,157**
- 3rd-12th grades = **5,358**

| Item Ordered | Update |
|---------------------------|---|
| 12, 000 Hotspots, Verizon | Sept. 9 th - Delivered 11,900 hotspots |
| 6,000 iPads | Sept. 15 th – Delivery of 2,000 iPads |
| 5,000 Dell 3190 Laptops | Mid Sept. – Early October |
| 1,500 Dell 3410 Laptops | Mid Sept. – Early October |

COVID-19 Signage

| Printed at Media Center | | | | | | Purchased Commercially | |
|--|---|---|--|---|---|---|---|
|  |  |  |  |  |  |  |  |
| Every entrance | 1-2 in Bathrooms | Every Entrance | Hallways | Classrooms & Front Office | Hallways | Hallway Floors | Hallway Floors |
| Face Masks Required | Hand Washing | Before Entering School | Six Feet from Others | Cover Your Cough | Prevent the Spread | Social Distancing | Social Distancing |
| 10 | 10 | 10 | 16 | 35 | 20 | 40 | 50 |
| 15 | 25 | 15 | 20 | 190 | 20 | 90 | 90 |
| 15 | 25 | 15 | 20 | 130 | 20 | 90 | 90 |
| 30 | 50 | 30 | 25 | 190 | 25 | 100 | 100 |
| 15 | 25 | 15 | 20 | 130 | 20 | 90 | 90 |
| 15 | 25 | 15 | 20 | 150 | 20 | 90 | 90 |
| 15 | 25 | 15 | 20 | 125 | 20 | 90 | 90 |
| 15 | 22 | 10 | 16 | 35 | 16 | 40 | 40 |
| 8 | 10 | 8 | 16 | 35 | 16 | 40 | 40 |
| 8 | 10 | 8 | 16 | 35 | 16 | 40 | 40 |

Before Entering Campus



Staff:

- Will be asked to answer the following pre-screening questions:
 - Are you experiencing any flu-like symptoms?
 - Have you been exposed to COVID-19 recently?
 - Have you been near anyone who tested positive for COVID-19?

- Will take and record their temperature as they arrive to school.

- Staff is required to wear a face mask (cloth or disposable). Face shields are optional.

- Will be provided with hand sanitizer and make it available at all locations

Before Entering Campus



Students:

- Students will check their temperature using the Thermo Kiosk or hand held thermometer as they enter the school building.
- Students with a temperature will be isolated from other students and parents will be called to pick up their child from school.
- All students are required to wear face masks (washable or disposable). The district will provide 2 washable masks for each student.

Modifications in Hallways



To limit COVID-19 exposure and promote social distancing, students will:

- Move in cohorts where possible throughout the day,
- Utilize controlled movement patterns based on signage throughout campus.
- Be dismissed using a staggered dismissal pattern, with designated drop-off and pick-up areas for walkers and bike riders.

Common Area Modifications Students will be monitored in all common area locations to encourage social distancing practices.

Elective classes and special resource classes such as Physical Education, Art and Music will adhere to social distancing while limiting collaborative activity and shared resources.

Cleaning and Disinfecting Protocols

“**All hands on deck**” clean and disinfect the campus a minimum of twice daily by using cleaning solutions and disinfecting products that are available at the warehouse.

1. Daily Routine Cleaning:

- Chairs
- Doorknobs
- Door Plates
- Light Switches
- Handrails
- Faucets/Fixtures
- Cafeteria Tables
- Restrooms



2. These surfaces are typically cleaned weekly, but are **cleaned** daily during the COVID-19 Pandemic:

- Desks
- Counter Tops (daily if high-use)
- Tables
- Bookshelves



Cleaning and Disinfecting Protocols *if Someone is Sick*

- ❑ **Close off areas** used by the person who is sick.
 - The campus does not necessarily need to close operations, if they can close off affected areas.
- ❑ **Open outside doors and windows** to increase air circulation in the area, if possible
- ❑ **Wait 24 hours** before you clean or disinfect.
- ❑ Clean and disinfect **all areas used by the person who is sick**
- ❑ Utilize **Clorox 360** equipment to disinfect all areas.
- ❑ Once area has been **appropriately disinfected**, it **can be opened for use**.
- ❑ **Workers without close contact** with the person who is sick will continue to work.
- ❑ **Continue routing cleaning and disinfection**. This includes everyday practices that businesses and communities normally use to maintain a healthy environment.

Source: <https://www.cdc.gov/coronavirus/2019-ncov/community/disinfecting-building-facility.html>

Clorox 360 Electrostatic Sprayer

Electrostatic technology enables:

- ✓ Superior coverage of trusted Clorox solutions in hard-to-reach places,
- ✓ Kills 99.9% of bacteria on hard, nonporous surfaces Sanitizes hard, nonporous surfaces in 1 minute,
- ✓ Eliminates odors,
- ✓ Sanitizes hard, nonporous food contact surfaces in 2 minutes.



Athletic Activities

September 28 – Orientation and review of COVID-19 Protocols
October 5 – 1st day of Practice



Each day athletes will be required to fill out a personal health pre-screening prior to participation in activity via Rank One App



Athletes will enter & exit through designated areas through the misting tunnel and follow social distancing guidelines



Temperatures of each coach and athlete will be taken upon entry to the facilities each day

Athletic Activities



Athletes must bring their own masks. Spotters must wear masks when participating in indoor activities.



Water and Food should not be shared; Bring adequate water in personal bottle.



Use Hand Sanitizer and Wash Hands regularly



Athletes & Coaches are to maintain at least 6 feet in distance from one another when there is no physical activity occurring.



Athletes & Coaches are to maintain at least 10 feet in distance from one another when there is physical activity occurring.

Meal Distribution – On Campus



Meals will be offered to: 1) students attending school in person and 2) curbside for students who are at home learning.

BREAKFAST – PreK – 8th grade

- **Breakfast in the Classroom** -Meals will be distributed, counted and claimed for and supervised by the teacher or designee who will in turn receive meals
 - To prevent cross-contamination, students are NOT allowed to serve themselves
 - Disposable supplies provided by FNS:
 - A pair of gloves, spork kits, placemats and trash bag
 - **Items to be returned to FNS**
 - Cold and Hot insulated bags with unselected leftover foods
 - Breakfast in the Class Tally Sheet
 - Perishable items, selected by the student, such as milk, juice or preheated items may not be saved for consumption at a later time due to food safety and sanitation regulations.
 - Food(s) brought from home cannot be shared to avoid the risk of food borne illness and avoid community spread.
 - For food safety purposes, the practice of requesting additional breakfast item(s) from another classroom teacher is prohibited. If additional breakfast item(s) are needed, the request must be made to the cafeteria manager.
 - Any type of food sharing is prohibited to avoid community spread.
 - All cold and hot bags will be sanitized after each use.

Meal Distribution – On Campus

BREAKFAST – 9th – 12th Grade



Breakfast in the Hallway- Grades 9-12 will be provided by the FNS staff as student enters the 3-4 designated entrances into the high school building, once the student has been cleared from their temperature check.

- A prepackaged breakfast bag will be provided.
- Students will be asked to choose, by pointing, their choice of milk and if they would like an additional fruit.
- FNS will conduct meal counting at the point of service using ID barcode scanners in a touchless transaction. (all students will need a barcoded ID or their barcoded letter)
- Student can report straight to their assigned classroom to eat their meal. (applicable to high school ONLY)
- Students will dispose of their trash in the plastic bag provided to them and place in a trash bag designated for the classroom.
- Trash generated by breakfast will be picked up in a joint effort between FNS and campus custodians.
- Any type of food sharing is prohibited to avoid contamination and community spread.

Meal Distribution – On Campus



LUNCH Meal Service

The following protocol will be followed when MORE than 100 students per lunch period will attend on campus.

- ***Touchless Lunch- all campuses on site feeding (sites: hallway or cafeteria)***
 - Each classroom will come out into the hallway, maintaining 6-foot separation, and be provided with a pre-packed three-compartment container.
 - Student will pick up meal and will be asked to choose, by pointing, their choice of milk, fruit and vegetable selection (none of which are required to be selected) and return to their designated location (classroom, cafeteria or gym) to consume their meal.
 - FNS will conduct meal counting at the point of service using ID barcode scanners in a touchless transaction. (all students will need a barcoded ID or their barcoded letter)
- If LESS than 100 students per lunch period will attend, students will be brought to the cafeteria by their teacher ensuring 6-foot separation, select the meal with the same process above and sitting in cafeteria seats that have been spread out to meet social distancing.

Meal Distribution – Curbside

Current
Meals
Served =
14,202



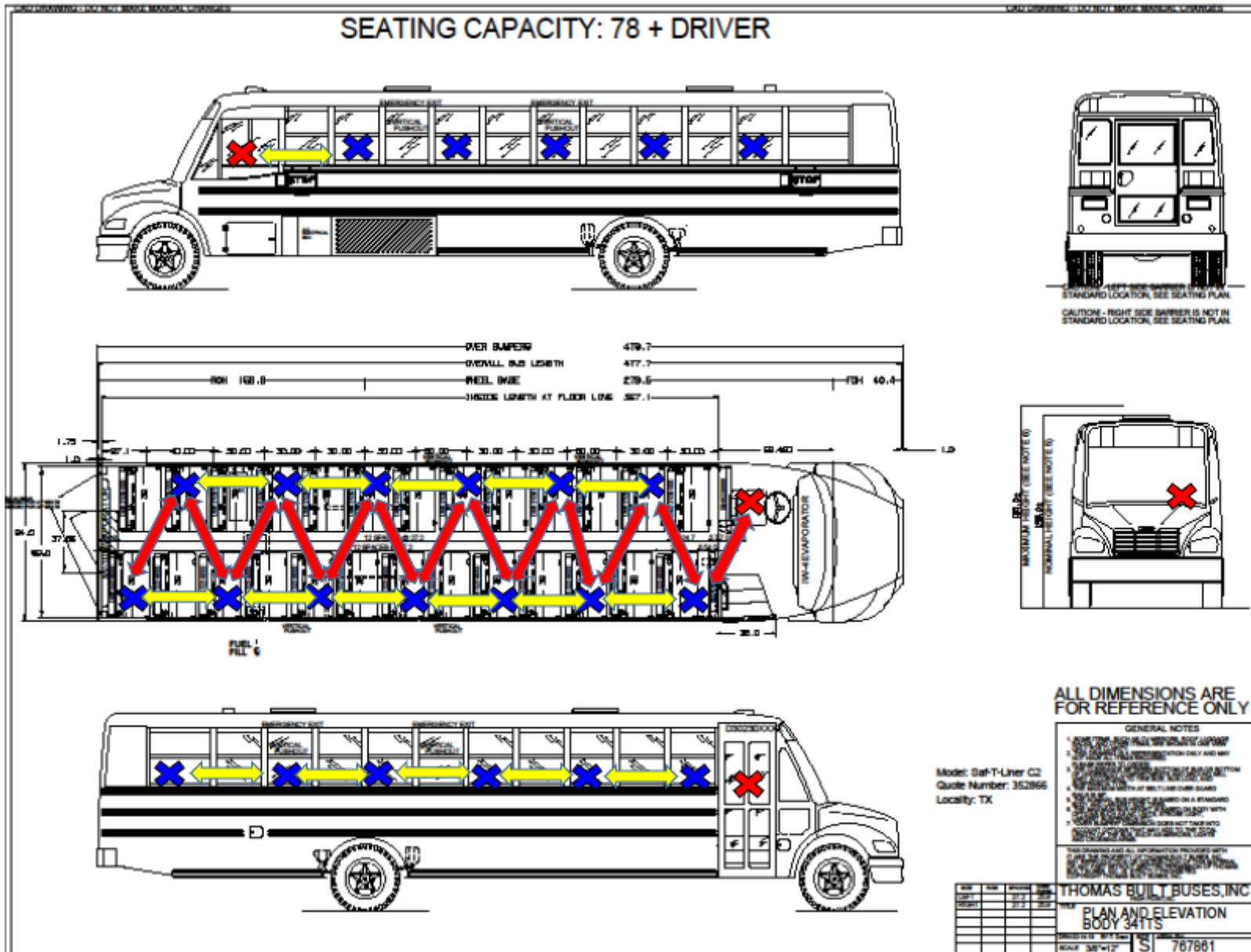
- ***Curbside Meals*** will be provided at all campuses throughout the district to remote / virtual learners when buildings re-open.
- ***All Campuses need to have similar lunch meal distribution time and limit it to a similar window of 1 hour and 30 minutes.***
- ***This will allow FNS to feed indoor students plus curbside meals with quality meals.***
 - All parents / students will need their ID in a Barcode format.
 - Meal times will be from 11:30am to 1:00pm.
 - Parents must bring the **student's barcode ID** form letter with them and make it readily available.
 - FNS will conduct meal counting using FNS ID barcode scanners in a touchless transaction. (Students do not need to be in the vehicle)
 - Each enrolled BISD student will receive a lunch, supper and a breakfast for the following morning.
 - If parents do not have a letter, we will document the students name, ID number, DOB and home campus and try to find the student's ID Barcode for them to ensure they have faster access to meals the following day.

Transportation



1. Drive with windows down (weather permitting)
2. Sanitize bus before and after each run
3. Implement and support the district's monitoring and checking of students to make sure they wear a mask and keep social distance
5. Drivers will assign seat to students
6. Follow the reporting protocol when a student or employee is found to be infected with COVID-19
7. Follow transportation department protocols to load and unload students
8. If a student tests positive for the virus, the bus will be sanitized immediately

Transportation – Transition Period



✘ -Driver

✘ -Student

Total passengers = 13
+ Driver

↔ 6 ft. min.

↔ Not 6 ft.

Transportation

Load back to front

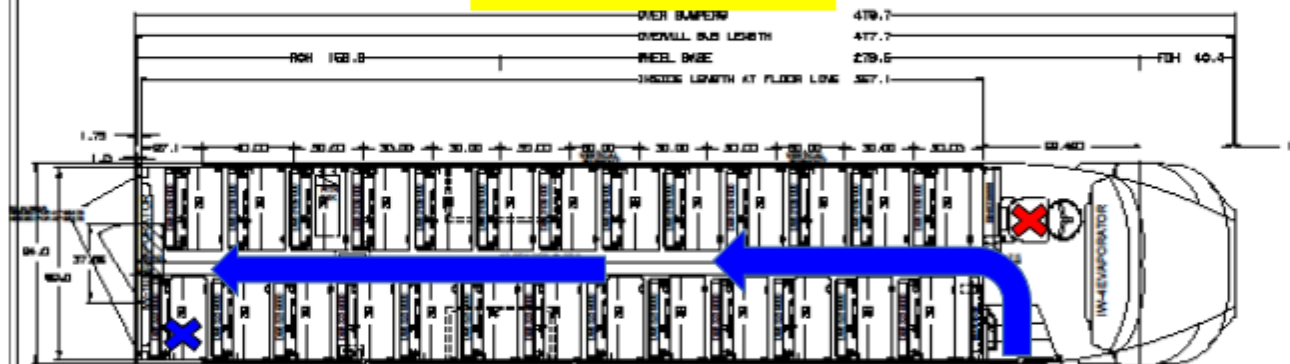
SEATING CAPACITY: 78 + DRIVER



Getting on the bus.

✖-Student

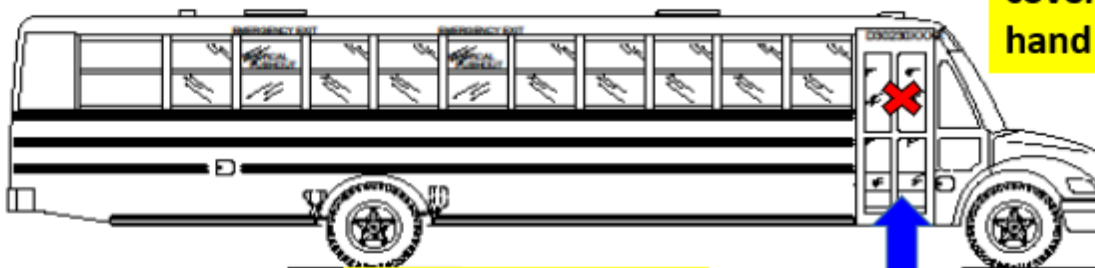
• Cli



✖-Driver

Getting on the bus.

Check for face cover and provide hand sanitizer



Getting on the bus.

Model: Saf-T-Liner C2
 Quote Number: 352966
 Locality: TX

THOMAS BUILT BUSES, INC
 THE PLAN AND ELEVATION
 BODY 341TS

767861

Keep each Other Safe



Stay home if:

- You feel sick,
- You have a fever of 100 or higher,
- If someone in your household is ill,
- If you have been exposed to anyone who has tested positive.

Thank you

This document is fluid and will change as necessary based on guidance from the state, Center for Disease Control and Prevention and considerations to our families and our staff.

REMEMBER THE 3 C's!

Stay healthy and help stop the spread of coronavirus, influenza and other illnesses by following the 3 C's:

Cover

Cough into the crook of your elbow or into a tissue that is immediately thrown away.



Clean

Frequently wash your hands with warm water and soap for 20 seconds—about the time it takes to sing Happy Birthday twice.



Contain

Stay home when you are sick until you have been free of fever for 24 hours.

